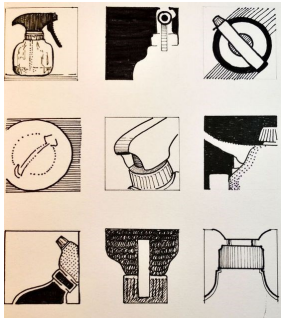


SPACE Project Choice Board

Instructions: pick one of the options presented below and complete by the due date given in class. Remember it's all about *your* level of skill, creativity, craftsmanship and effort that are the Keys to Success. Check class website for other requirements.


1.

Create a series of simple drawings of an object focusing on exploring different ways of viewing it in space



2.

Create a linear perspective drawing (1, 2 or 3 point)
https://www.youtube.com/watch?v=Xn_0wEwZNEU



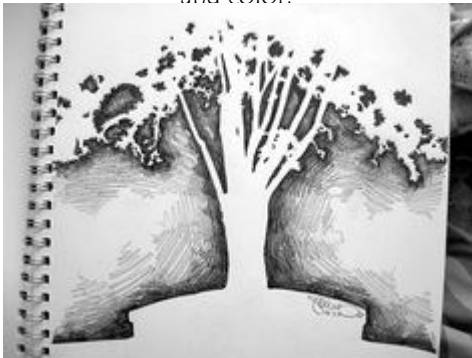
3.

Create a Notan Project
https://www.youtube.com/watch?v=vt_HZv0tNZk




4.

Create an observational Contour Silhouette Drawing and fill in only the negative space with patterns, drawings, and color.



5.

Free Choice




6.

Create your own Tesselation art can be 2-D or 3-D
<https://www.youtube.com/watch?v=GtG4Jnbpomk>



7.

Create a work of art with an obvious focal point. Then experiment with opening and cropping the picture plane (aka, increasing and decreasing the negative space in the composition).



8.

Create a Realistic Drawing and incorporate the use of positive or negative shapes into it



9.

Create a Positive/Negative space project out of unusual materials

