


LINE

Project Choice Board

Instructions: pick one of the options presented below and complete by the due date given in class. Remember it's all about *your* level of skill, creativity, craftsmanship and effort that are the Keys to Success. Check class website for other requirements.

1.

Create a Zentangle design focusing on contrasting line patterns.



2.

Create a design that focuses on implied line



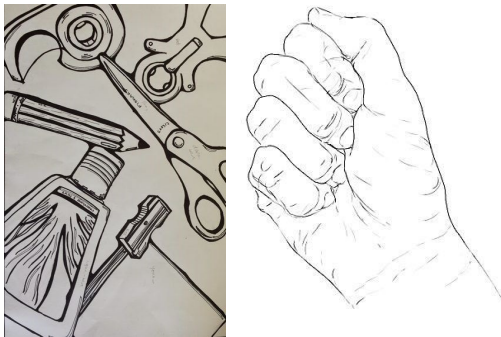
3

Make a sculpture project inspired by Jomon Pottery



4.

Create your own "coloring page" by making a contour drawing
<https://www.youtube.com/watch?v=Eu9sUWLFgng>



5.

Free topic just create something that features line!




6.

Sculpt an everyday object using wire.




7.

Create a photo realistic cross-contour drawing of a still life.



8.

Braid someone's hair to create interesting line patterns...



9.

Knit or crochet something focusing on line for the design. Also look into the history and symbolism in the traditions of Irish, English, and Scottish Kitting
<https://www.vam.ac.uk/articles/british-knitting-traditions>

